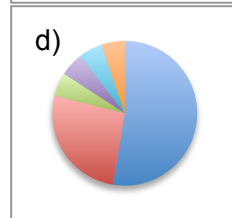
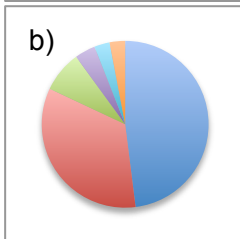
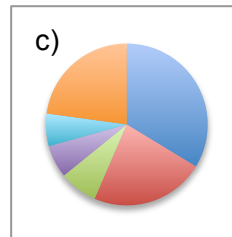
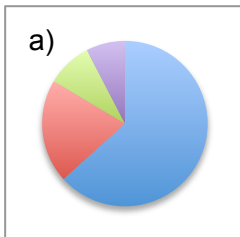


Use the chart “Sources of U.S. Electricity Generation” on the bottom of page 6 to answer the following multiple-choice questions, selecting the best answer of those provided.

1. **What percentage of electricity was generated by something other than coal in 2014?**
 - a) 39%
 - b) 50%
 - c) 61%
 - d) 72%

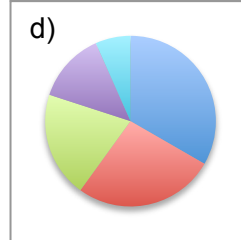
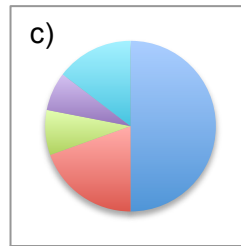
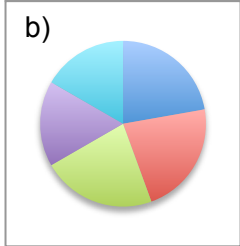
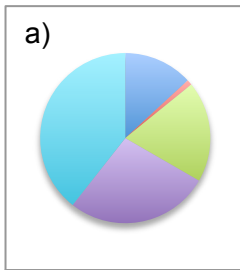
2. **How does electricity generated by coal compare to electricity generated by renewable resources in 2014?**
 - a) Electricity generated from coal was nearly two times (2x) more than electricity generated by renewable sources.
 - b) Electricity generated from coal was three times (3x) more than electricity generated by renewable resources.
 - c) Electricity generated by coal accounts for 39% of the overall resources used to generate electricity in 2014.
 - d) Electricity generated from coal is done more in the Southeastern part of the U.S. than it is in the Midwest.

3. **Pie charts are good for showing different “pieces” that make up the whole. There are six different renewable energy sources that generated electricity in 2014. Which pie chart below best represents the percentages of those six renewable energy sources that generated electricity in 2014?**



4. **Based on the information in the chart about renewable energy sources in 2014, which of the following statements is NOT shown to be true?**
 - a) Among renewable sources, hydropower generated the highest percentage of electricity.
 - b) Less than 20% of electricity generated from renewables came from sources other than wind or hydro.
 - c) Twice as much energy was generated from wood biomass than from waste biomass.
 - d) The percentage of electricity generated from wind was twice as much as it was in 2013.

5. Which pie chart below best represents the percentages of sources for all of the electricity generated in the U.S. in 2014?



6. If hydropower provided roughly half of the renewable energy used to generate electricity in 2014, approximately what percentage of electricity overall was generated from hydropower?

- a) 6% - 7%
- b) 13% - 15%
- c) 24% - 26%
- d) 48% - 50%

7. Renewable energy sources and nuclear power sources are the only sources that are not fossil fuels. What percentage of electricity was generated by fossil fuel sources in 2014?

- a) 27%
- b) 32%
- c) 67%
- d) 86%

8. If you add up all of the percentages in the chart, they equal 99%. What is the best explanation for the reason they don't add up to 100%?

- a) The missing 1% is due to rounding the numbers to the nearest whole number.
- b) The missing 1% is a different source of electricity that could not fit on the chart.
- c) The missing 1% is due to the fact that people in the U.S. saved energy in 2014.
- d) The missing 1% is because it's sometimes hard to determine an energy source.

